

USER MANUAL

WIFI MODULE



senzyo

WWW.MYSENZYO.COM

Statement

Copyright ownership of hardware and software design shall not be reproduced, copied, or used in other ways without permission. Otherwise we will have the right to pursue legal responsibilities. The image shown in this manual is indicative only. If there is inconsistency between the image and the actual product, the actual product shall govern.

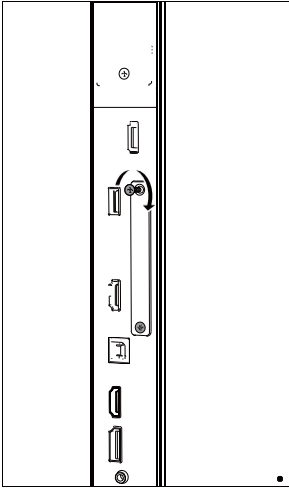
Safety Warning

- Before using and operating this device, please read thoroughly and comply with the following precautions in order to prevent accidents or mal-operations. Do not charge or use the device in dusty or wet conditions, to prevent internal circuit failure.
- Keep the device away from heat sources such as an electric heater.
- This device and its parts may contain some small components, so keep the product out of reach of children to prevent accidents.
- This device is not water-resistant, please keep it dry.
- The normal working temperature for the product is 0°C-40°C, and the normal working humidity is 10%-90%.
- Please contact professional service personnel for maintenance services. Do not insert any sharp or pointed object into the device.
- Prevent the device from falls and collisions with other objects, which may cause damages.
- There are heating hole on back cover, do not spray water to it or use damp cloth for cleaning;
- Please call professional personnel for maintenance service.

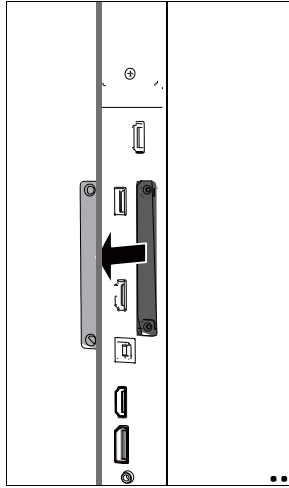
1. Installation Procedure



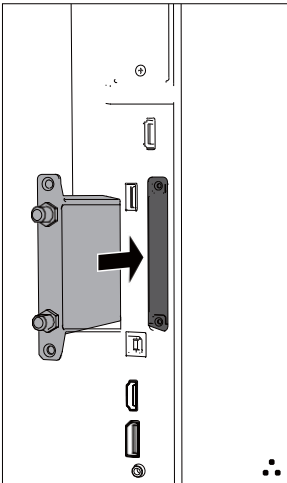
Warning: Please make sure the power cord of the Interactive Flat Panel (IFP) is disconnected before installation.



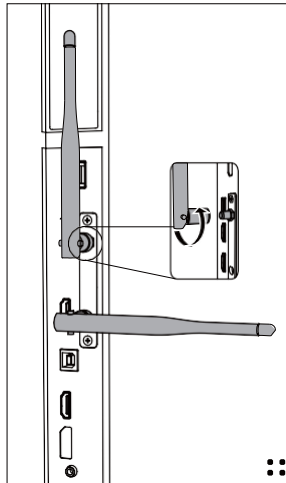
a. Undo the screws



b. Remove the cover



c. Plug the WiFi module into the slot



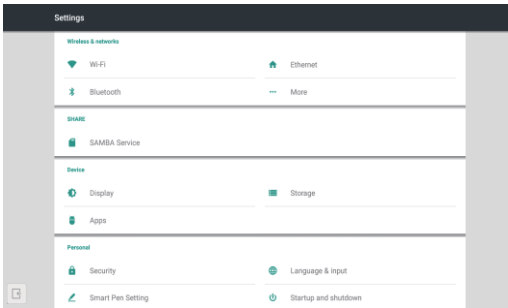
d. Lock the screws, tighten the antennas

Note: This wifi module only works for the IFP by plugging it into the above slot.

2. Function

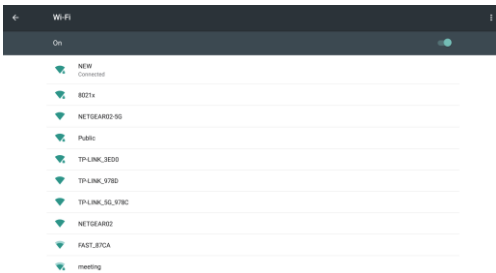
After completing the installation, turn on the IFP, and the WIFI module will run automatically.

Click "Settings" on the screen, you can see the following interface.



Click "Wi-Fi", enter the following WIFI setting interface.

Click the icon "  ", you can turn on/off the wifi function.



3. Key Specifications

Wifi-Standard : Support 802.11 a/b/g/n/ac

Bluetooth : Support BT 2.1/3.0/4.0

Operating Frequency : 2.4G & 5G(5150MHz-5250MHz indoor use)

Antenna Type: Dipole

Antenna Gain: BT/ 2.4G Wifi 3dBi;5G wifi 4.3dBi

Antenna Impedance:50ff

Software: V44.35

4. FCC Statement

This device complies with Part 15 of the FCC Rules. Operation is subject to the the following two conditions: (1) this device may not cause harmful interference, and (2) this device must accept any interference received, including interference that may cause undesired operation. Changes or modifications not expressly approved by the party responsible for compliance could void the user's authority to operate the equipment.

NOTE: This equipment has been tested and found to comply with the limits for a Class B digital device, pursuant to Part 15 of the FCC Rules. These limits are designed to provide reasonable protection against harmful interference in a residential installation.

This equipment generates, uses and can radiate radio frequency energy and, if not installed and used in accordance with the instructions, may cause harmful interference to radio communications. However, there is no guarantee that interference will not occur in a particular installation. If this equipment does cause harmful interference to radio or television reception, which can be determined by turning the equipment off and on, the user is encouraged to try to correct the interference by one or more of the following measures:

- Reorient or relocate the receiving antenna.
- Increase the separation between the equipment and receiver.
- Connect the equipment into an outlet on a circuit different from that to which the receiver is connected.
- Consult the dealer or an experienced radio/TV technician for help.

The device for operation in the 5180 MHz is only for indoor use to reduce the potential for harmful interference to co-channel mobile satellite systems.

5. RF Exposure Statement

FCC RF Radiation Exposure and SAR Statements SAR Statement The Wireless Screen Mirroring has been tested for body-worn Specific Absorption Rate (SAR) compliance. The FCC has established detailed SAR requirements and has established that these requirements. RF Exposure Information The radio module has been evaluated under FCC Bulletin OET 65C (01-01) and found to be compliant to the requirements as set forth in CFR 47 Sections, 2.1093, and 15.247 (b) (4) addressing RF Exposure from radio frequency devices. This model meets the applicable government requirements for exposure to radio frequency waves. The highest SAR level measured for this device was 0.085 W/kg.

This device should be installed and operated with a minimum distance of 20cm between the radiator and your body.

6. FCC Radiation Exposure Statement

This device complies with FCC radiation exposure limits set forth for an uncontrolled environment and it also complies with Part 15 of the FCC RF Rules. This equipment must be installed and operated in accordance with provided instructions and the antenna(s) used for this transmitter must be installed to provide a separation distance of at least 20 cm from all persons and must not be co-located or operating in conjunction with any other antenna or transmitter.

End-users and installers must be provided with antenna installation instructions and consider removing the no-collocation statement.

7. Canada Statement

This device complies with Industry Canada's license-exempt RSSs. Operation is subject to the following two conditions:

- (1) This device may not cause interference; and
- (2) This device must accept any interference, including interference that may cause undesired operation of the device.

The device meets the exemption from the routine evaluation limits in section 2.5 of RSS 102 and compliance with RSS-102 RF exposure, users can obtain Canadian information on RF exposure and compliance.

This transmitter must not be co-located or operating in conjunction with any other antenna or transmitter. This equipment should be installed and operated with a minimum distance of 20 centimeters between the radiator and your body.

8. RF&Power

Frequency Range	Output Power (Max.)
2402 to 2480 MHz	6.8 dBm
2412 to 2472 MHz	18.98 dBm
5150 to 5250 MHz	15.16 dBm

The radio equipment type SI01 is in compliance with Directive 2014/53/EU.